

3 Switches

SX Foot Switch

- Suitable for DC electric windlasses running on 12 or 24v
- IP67/5 rated for water resistance
- Twin sealed switch compartment
- Composite plastic body
- Available with polished stainless steel or composite plastic lid
- New lower-profile design with updated styling



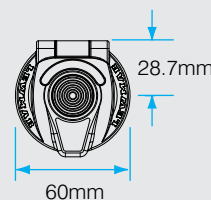
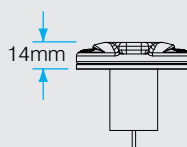
68001030
Stainless Steel Closed Lid



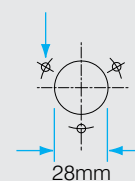
68001031
Black Closed Lid

DESCRIPTION	BLACK Part Number	STAINLESS STEEL Part Number
Closed Lid	68001031	68001030

SX Dimensions



3 holes 4.5mm diameter
equally spaced as shown
on a 43.0 PCD



Mounting detail

Grand Prix Foot Switch

CLOSED LID	OPEN LID
48000114	48000100



For dimensions contact Lewmar

Deck Foot Switch

- Suitable for DC electric windlasses running on 12 or 24 v
- Single direction switch
- Hinged cover to prevent accidental operation
- Available in grey, white, or stainless steel
- Normally open contact, 5A (12 & 24v)
- Ready to install
- Must be used with a contactor or control box



68000883
Grey Foot Switch

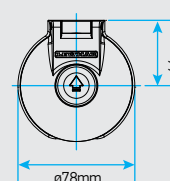
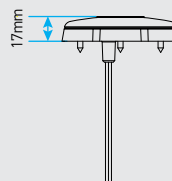


68000930
White Foot Switch

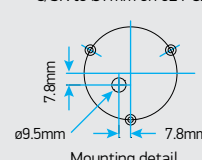


68000888
Stainless Steel
Foot Switch

DESCRIPTION	GREY Part Number	WHITE Part Number	STAINLESS STEEL Part Number
Windlass down	68000883	68000918	68000888
Windlass up	68000884	68000917	68000889
Blank	68000928	68000930	68000929



3 holes Ø3,6mm
C/SK to Ø7mm on 62 PCD



Mounting detail

Guarded Rocker Switch

PART NUMBER	DESCRIPTION
68000593	Dual direction switch



Hand held cable remote control

PART NUMBER	DESCRIPTION
66830017	AA320 hand held wired remote control

- Ergonomic shape with rubber over-moulding for shock protection and grip
- Can operate in parallel with other control equipment
- Connect to DC, AC and Hydraulic systems
- Rugged cable connectors with moulded plug and socket rated to IP67

